

INVOLIGHT

LED MH65S



USER MANUAL

TABLE OF CONTENTS

Maintenance-----	1
Statement-----	1
Attention Item -----	2
Product introduction -----	2
16 Control Channel -----	3
11 Control Channel -----	6
Control Board-----	9

Maintenance

1. Please keep the light in dryness and avoiding use in wet place.
2. Using intermittently can be extended the life.
3. Attention to clean the fan and lens usually in order to get the ventilating effects and lighting effects better.
4. Please do not wipe the crust using organic menstruum for avoid to damage the product.

Statement

The product has well capability and intact packing when leave factory. All of the user should comply with above warning item and manual, any misuse cause of the damages are not included in our guarantee, and also can not be responsible for any malfunction & problem owing to ignore the manual.

Please forgive that we will not be notice for technical change.

Attention Item

1. For guarantee the life of product, please don't put it on the wet place and also not use it in the place over 40 degree.
2. Please don't lay the product on the unfixable or shakable place.
3. Ask for the professional to maintain the product in order to avoid the danger of get an electric shock.
4. Power supply should not be changed over $\pm 10\%$ while the light is using, it will be decreased the life of lamp if the power is too high, but it will be influenced the luminosity if the power is too low.
5. After power off, if it is need used again, please cool down over 20 minutes.
6. Please look round the manual for ensure the product can be used normally.

Product introduction

Power supply: AC115V/230V, 60Hz/50Hz

Power consumption: 145W

Fiting lamp: 50W LED

DMX-control-channels: 16 or 11, select from control board

Color: 7 colour + open + rainbow

Gobo-wheel: 7 gobo + open + rainbow

Shuttle: 0-10Hz

Dimmer: Variable Motorized Dimmer(0-100%)

Maximum PAN 1-movement: 540°

Maximum PAN 2-movement: 540°



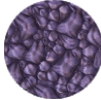





Maximum TILT-movement: 540°

Master/Slave activated by sound at pre-programmed function.

16 Control Channel

Accept DMX512 control signal, details as follow:





Channel	DMX-value	Feature
1 PAN 1	0~255	0~540°
2 TILT	0~255	0~540°
3 PAN 2	0~255	0~540°
4 PIN 1 16bit	0~255	16bit spinner
5 TILT 16bit	0~255	16bit spinner
6 PAN 2 16bit	0~255	16bit spinner
7 Pan1/Pan2 /Tilt speed	0~255	Fast→slow
8 Colour wheel	0~7	White
	8~15	Darkblue
	16~23	Yellow
	24~31	Pink
	32~39	Green
	40~47	Peachblow
	48~55	Blue
	56~63	Orangered
	64~71	White + Darkblue
	72~79	Darkblue + Yellow
	80~87	Yellow + Pink
	88~95	Pink + Green
	96~103	Green + Peachblow
	104~111	Peachblow + Blue
	112~119	Blue + Orangered
	120~127	Orangered + White
	128~191	Positive rainbow effect with increasing speed
	192~255	Negative rainbow effect with increasing speed
9 Shutter	0~3	Close
	4~7	Open
	8~215	Strobe effect with increasing speed
	216~255	Open
10 Dimmer	0~255	Closed→Open





Channel	DMX-value	Feature		
11 Gobo Wheel	 0~7	 8~15	 16~23	 24~31
	 32~39	 40~47	 48~55	 56~63
	64~71	Gobo 7 shake, slow → fast		
	72~79	Gobo 6 shake, slow → fast		
	80~87	Gobo 5 shake, slow → fast		
	88~95	Gobo 4 shake, slow → fast		
	96~103	Gobo 3 shake, slow → fast		
	104~111	Gobo 2 shake, slow → fast		
	112~119	Gobo 1 shake, slow → fast		
	120~127	Open		
	128~191	Positive rainbow effect with increasing speed		
	192~255	Negative rainbow effect with increasing speed		
12 Gobo Rotation	0~15	Reserved		
	16~127	Positive rotation with increasing speed		
	128~239	Negative rotation with increasing speed		
	240~255	Gobo bouncing		
13 function	0~7	Reserved		
	8~15	Pan1/Pan2/Tilt move-in-black		
	16~23	Pan1/Pan2/Tilt move-in-black(disable)		
	24~31	Colour wheel move-in-black		
	32~39	Colour wheel move-in-black(disable)		
	40~47	Gobo wheel move-in-black		
	48~55	Gobo wheel move-in-black(disable)		
	56~87	Reserved		
	88~95	All movement move-in-black(disable)		
	96~103	Reset Pan1/Pan2/Tilt		
	104~111	Reserved		
	112~119	Reset Colour Wheel		
	120~127	Reset Gobo Wheel		

Channel	DMX-value	Feature
13 Function	128~135	Reserved
	136~143	Reset Prism
	144~151	Reset Focus
	152~159	Reset All
	160~255	Reserved
14 Built-in Program	0~7	Reserved
	8~23	Built-in Program1
	24~39	Built-in Program2
	40~55	Built-in Program3
	56~71	Built-in Program4
	72~87	Built-in Program5
	88~103	Built-in Program6
	104~119	Built-in Program7
	120~135	Built-in Program8
	136~151	Sound control 1
	152~167	Sound control 2
	168~183	Sound control 3
	184~199	Sound control 4
	200~215	Sound control 5
	216~231	Sound control 6
	232~247	Sound control 7
	248~255	Sound control 8
15 Prism	0~7	Reserved
	8~255	Prism Effect
16 Focus	0~255	Near→far

11Control Channel

Accept DMX512 control signal, details as follow:

Channel	DMX-value	Feature		
1 PAN 1	0~255	0~540°		
2 TILT	0~255	0~540°		
3 PAN 2	0~255	0~540°		
4 Colour wheel	0~7	White		
	8~15	Darkblue		
	16~23	Yellow		
	24~31	Pink		
	32~39	Green		
	40~47	Peachblow		
	48~55	Blue		
	56~63	Orangered		
	64~71	White + Darkblue		
	72~79	Darkblue + Yellow		
	80~87	Yellow + Pink		
	88~95	Pink + Green		
	96~103	Green + Peachblow		
	104~111	Peachblow + Blue		
	112~119	Blue + Orangered		
	120~127	Orangered + White		
	128~191	Positive rainbow effect with increasing speed		
	192~255	Negative rainbow effect with increasing speed		
5 Shutter	0~3	Close		
	4~7	Open		
	8~215	Strobe effect with increasing speed		
	216~255	Open		
6 Gobo Wheel	 0~7	 8~15	 16~23	 24~31

Channel	DMX-value	Feature		
6 Gobo Wheel	 32~39	 40~47	 48~55	 56~63
	64~71	Gobo 7 shake, slow → fast		
	72~79	Gobo 6 shake, slow → fast		
	80~87	Gobo 5 shake, slow → fast		
	88~95	Gobo 4 shake, slow → fast		
	96~103	Gobo 3 shake, slow → fast		
	104~111	Gobo 2 shake, slow → fast		
	112~119	Gobo 1 shake, slow → fast		
	120~127	Open		
	128~191	Positive rainbow effect with increasing speed		
	192~255	Negative rainbow effect with increasing speed		
7 Gobo Rotation	0~15	Reserved		
	16~127	Positive rotation with increasing speed		
	128~239	Negative rotation with increasing speed		
	240~255	Gobo bouncing		
8 Prism	0~7	Reserved		
	8~255	Prism Effect		
9 Focus	0~255	Near→far		
10 function	0~7	Reserved		
	8~15	Pan1/Pan2/Tilt move-in-black		
	16~23	Pan1/Pan2/Tilt move-in-black(disable)		
	24~31	Colour wheel move-in-black		
	32~39	Colour wheel move-in-black(disable)		
	40~47	Gobo wheel move-in-black		
	48~55	Gobo wheel move-in-black(disable)		
	56~87	Reserved		
	88~95	All movement move-in-black(disable)		
	96~103	Reset Pan1/Pan2/Tilt		
	104~111	Reserved		
	112~119	Reset Colour Wheel		
	120~127	Reset Gobo Wheel		

Channel	DMX-value	Feature
10 Function	128~135	Reserved
	136~143	Reset Prism
	144~151	Reset Focus
	152~159	Reset All
	160~255	Reserved
11 Built-in Program	0~7	Reserved
	8~23	Built-in Program 1
	24~39	Built-in Program 2
	40~55	Built-in Program 3
	56~71	Built-in Program 4
	72~87	Built-in Program 5
	88~103	Built-in Program 6
	104~119	Built-in Program 7
	120~135	Built-in Program 8
	136~151	Sound control 1
	152~167	Sound control 2
	168~183	Sound control 3
	184~199	Sound control 4
	200~215	Sound control 5
	216~231	Sound control 6
	232~247	Sound control 7
	248~255	Sound control 8

Control Board

Password channel

Service Function. Press <MODE / ESC> at least 10 Seconds, press <up> <DOWN> buttons, enter the password 2323 and goes into the item.

P128 Adjustment for Pan 1

T128 Adjustment for Tilt

H128 Adjustment for Pan 2

C128 Adjustment for colour wheel

G128 Adjustment for Gobo wheel

Press the <up> <DOWN> button repeatedly until you reach the desired adjustment, Press the <ENTER> button to confirmed. Confirmed. It will auto exit after 10 seconds.

DMX: **0001**

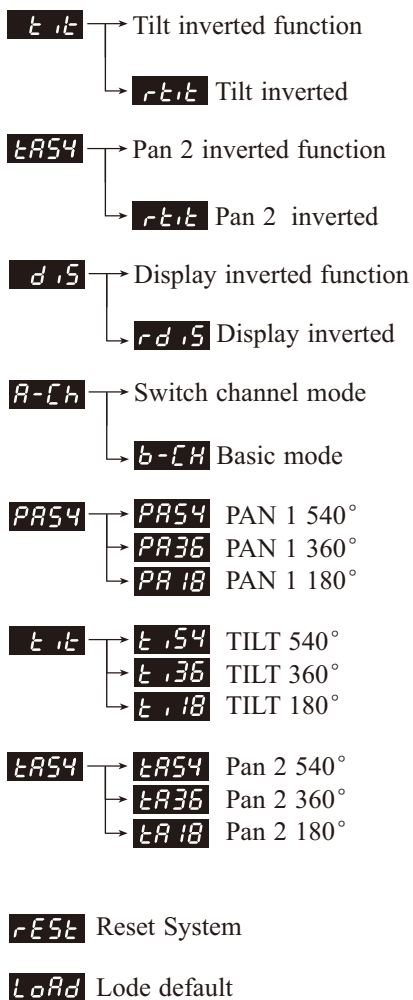
NRSL → Slow show
 ↓
 SLow

NRFA → Fast show
 ↓
 FASt

NRSS → Sound control show
 ↓
 SRUn

SLAU → Slave function Select
 ↓
 SLave Slave

PAN → Pan 1 inverted function
 ↓
 rPAN Pan 1 inverted



INVOLIGHT
LED MH65s