

MicroPod™ Series GOOSENECK With M1250B

The MicroPod™ Series is a modular system consisting of the M1250B miniature condenser microphone combined with either a 6, 12 or 18 inch gooseneck. Designed for applications such as presentations, meetings and teleconferencing, the MicroPod Series is known for clarity, immunity to RF, excellent sound quality and ease of operation. The MicroPods have the ability to accurately capture and reproduce speech from a comfortable distance.

The MicroPod Series is characterized with a uniformly controlled cardioid polar pattern, helping to isolate the speaker from other ambient noise in the room or on the stage. The MicroPod is also available with a hypercardioid polar pattern for tighter pick-up; supercardioid pattern is also available for greater reach and more focused response. With a wide frequency range of 50 Hz - 19 kHz, the MicroPods will provide natural sound with exceptional transient response.

One of the advantages of the The MicroPod is that the gooseneck can be utilized with any of the microphones from the Micros™ Series, allowing for more flexibility and a broad range of applications. The MicroPod Series, which is often used in conjunction with the Audix ATS Series table stand with lighted on-off switch, may also be used on a standard mic stand when used with the DCLIP mic stand adapter. The MicroPod Series features a machined brass microphone with integrated mic preamp, field replaceable capsule, high quality gooseneck terminating in a standard XLRm and a variety of optional accessories. The MicroPod Series require 18 - 52 Volts phantom power and are available in a non-reflective black matte finish.

MODEL VARIATIONS

Micropod6 - M1250B Cardioid mic with 6" gooseneck

Micropod12 - same as above with 12" gooseneck

Micropod18 - same as above with 18" gooseneck

Micropod6HC - M1250B Hypercardioid mic with 6" gooseneck

Micropod12HC - same as above with 12" gooseneck

Micropod18HC - same as above with 18" gooseneck

Micropod6S - M1255B high output supercardioid mic with 6" gooseneck, Black

SUPPLIED ACCESSORIES

TM1218 - Flange table mount

WS1218 - External foam windscreen

OPTIONAL ACCESSORIES

ATS Series - A series of heavy-duty table mounts with lighted on-off, programmable switch or remote control capabilities.

SMT1218R - Rubber insulated shockmount

DCLIP - Mic stand adapter

APS2 - Two-channel phantom power supply

WS1281 - Heavy duty dual stage windscreen

CBL20 - 20 ft. XLRm to XLRf microphone cable

REPLACEMENT CAPSULES

CPSMICROC - Cardioid

CPSMICROHC - Hypercardioid

CPSMICROS - Supercardioid



FEATURES

- Portable & easy to position
- Natural accurate sound
- Clean elegant appearance
- Immune to RF interference
- Designed, assembled, & tested in the USA
- 3 year warranty

APPLICATIONS

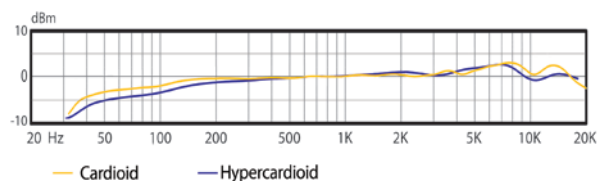
- Pulpit, podium
- Conference room
- Board meetings
- Courtroom
- Education

MICROPOD

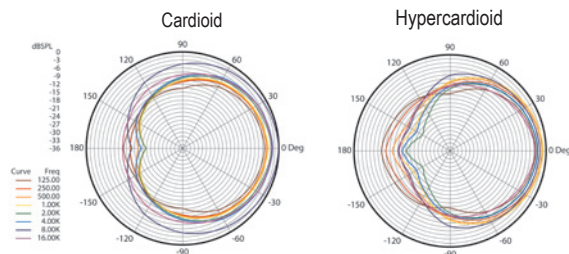
SPECIFICATIONS

Transducer	Condenser
Frequency Response	50 Hz - 19 kHz
Polar Pattern	Cardioid, Hypercardioid, Supercardioid
Output Impedance	150 ohms
Sensitivity	9 mV (C), 8 mV (HC) , 62mV (S) / Pa @ 1k
Signal/Noise Ratio	73 dB
Equivalent Noise Level	21 dB (A-weighted)
Maximum SPL	≥140 dB
Dynamic Range	119 dB
Power Requirements	18 - 52 V
Connector	3 pin mini-XLRm
Materials / Finish	Machined brass / Black Finish
Weight of M1250B	20 g / 0.7 oz
Length of M1250B	54 mm / 2.1 in
Length of Goosenecks	157.5 mm / 373 mm / 430 mm 6" GN / 12" GN / 18" GN

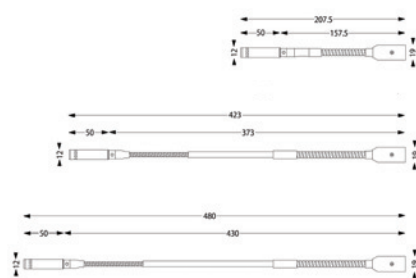
FREQUENCY RESPONSE



POLAR PATTERNS



DIMENSIONS (mm)



PRODUCT REGISTRATION

Please register your product online at www.audixusa.com/docs_12/about/product_registration.shtml.

SERVICE AND WARRANTY

This microphone is under warranty for a period of 3 years to be free of defects in material and workmanship. In the event of a product failure due to materials or workmanship, Audix will repair or replace said product at no charge with proof of purchase. Audix does not pay or reimburse shipping costs for warranty repairs or returns. The warranty excludes any causes other than manufacturing defects, such as normal wear, abuse, environmental damage, shipping damage or failure to use or maintain the product per the supplied instructions. No Implied Warranties: All implied warranties, including but not limited to implied warranties of merchantability and fitness for a particular purpose are hereby excluded. The liability of Audix, if any, for damages relating to allegedly defective products shall be limited to the actual price paid by Dealer for such products and shall in no event include incidental or consequential damages of any kind. Should your microphone fail in any way, please contact the Audix Service department at 503.682.6933. A Return Authorization is required before returning any product. OTHER THAN THIS WARRANTY, AUDIX MAKES NO WARRANTIES, EXPRESS OR IMPLIED, WITH RESPECT TO THE PRODUCTS, THE USE OF THE PRODUCTS, THE PERFORMANCE OF THE PRODUCTS. AUDIX SHALL NOT BE LIABLE FOR SPECIAL, INCIDENTAL, CONSEQUENTIAL, INDIRECT OR SIMILAR DAMAGES ARISING FROM OR BASED ON THE SALE, USE, STORAGE OR DISPOSAL OF THE PRODUCTS, AUDIX'S SERVICE WORK, BREACH OF WARRANTY, BREACH OF CONTRACT, NEGLIGENCE, OR ANY OTHER THEORY OF LIABILITY, EVEN IF AUDIX HAS BEEN ADVISED OF THE POSSIBILITY OF SUCH DAMAGES.

ALL SPECIFICATIONS SUBJECT TO CHANGE WITHOUT NOTICE.

ARCHITECT AND ENGINEER SPECIFICATIONS

The microphone system shall consist of a condenser type with a modular threaded capsule and a variety of gooseneck attachments. The microphone shall be available in a cardioid, hypercardioid and supercardioid polar pattern and shall have a base terminating in a miniature male XLR. The gooseneck shall terminate in a miniature female XLR at the microphone end and shall have a base terminating in a male XLR plug. The microphone shall operate on 18-52 Volts phantom power. The microphone shall have a sensitivity of 9mV (C), 8 mV (HC), 62mV (S)/ Pa and a nominal impedance of 150 ohms at 1 kHz. The microphone shall have a maximum SPL level of ≥140 dB and shall be machined from brass with gooseneck fabricated from aluminum tubing, brass fittings, and coiled steel gooseneck material. The microphone shall be 12 mm in diameter and the gooseneck available in 6", 12" or 18" length. The microphone system shall be called the MicroPod™ Series.

OPERATION AND MAINTENANCE

The MicroPod Series are low impedance microphones and should be plugged into a "mic level" input on your console, mixer or recording device. The MicroPod microphones require phantom power and will NOT operate without phantom power voltage (minimum of 18-52 Volts) which is available on most professional mic preamps and mixing devices. If phantom power is not available on your equipment, use a phantom power supply such as the Audix APS2. Avoid plugging or unplugging the microphone from a PA system unless the channel is muted or the volume of the system turned down. Failure to do so may result in a loud "popping" noise which could seriously damage the speakers in the PA system, studio monitors or headphones.

Changing Capsules: Capsules can easily be interchanged by simply screwing them on and off the capsule housing.

Permanent Installation: The MicroPod can be conveniently plugged into any standard XLR female connector or receptacle. For permanent installation onto a table, podium or flat surface, use the supplied flange shockmount. The base of the MicroPod fits securely into the flange and a standard XLRf microphone cable or panel jack may be used. If further shockmount or isolation is required, it is recommended to use the optional SMT1218R rubber shockmount which requires boring out a 2 inch hole.

USER TIPS

The microphone can be angled at 60-75 degrees towards the speaker and be 12-16 inches away from the mouth. A shorter distance can be used for a fuller sound or for weaker voices.

Remember that phantom power is required in order to operate. There is a noiseless 2 position on-off switch located in the optional ATS1 Series table stand.

To use on microphone stand: The MicroPod may be used on any standard microphone stand by using the DCLIP. The XLR base of the microphone will snap securely into the DCLIP and can be used at any angle.



Audix Corporation 9400 SW Barber St. Wilsonville, OR 97070

www.audixusa.com
503.682.6933 Fax: 503.682.7114

AUDIX
ver 2.0 08-15