

PRO 31QTR CARDIOID DYNAMIC MICROPHONE



- Designed for close-up vocal use
- Silent on-off operation thanks to MagnaLock™ switch design
- Hi-ENERGY® neodymium magnet for improved output and transient response
- Two-stage ball-type screen reduces wind noise and “popping” during close use
- Corrosion-resistant contacts from gold-plated XLRM-type connectors
- Rugged design and construction for reliable performance
- Cardioid polar pattern reduces pickup of sounds from the sides and rear, improving isolation of desired sound source

Output from the microphone's XLRM-type connector is low impedance (Lo-Z) balanced. The signal appears across Pins 2 and 3; Pin 1 is ground (shield). Output phase is “Pin 2 hot” – positive acoustic pressure produces positive voltage at Pin 2.

When using the PRO 31QTR in settings with a stage monitor speaker, the speaker should be located 180° off axis (at the rear of the microphone). This placement, in conjunction with the microphone's uniform cardioid pickup pattern, will virtually eliminate the possibility of undesired audio feedback.

The PRO 31QTR utilizes a MagnaLock on/off switch. This specially designed switch operates silently and may be locked in the “on” position to prevent accidental turn-off during use. To lock, slide the switch up into the “on” position (Fig. 1a). Using a small flat-head screwdriver, rotate the small screw in the center of the switch 90 degrees (1/4 turn) counter-clockwise (Fig. 1b). Never force the screw. When the screw slot position is horizontal (“across” the microphone body), the switch is locked. To unlock the switch, turn the screw 90 degrees clockwise until the screw slot position is again vertical (in line with the microphone body). Never try to turn the switch more than 90 degrees or 1/4 rotation. The switch may only be locked in the “on” position. Do not try to turn the screw when the switch is in the “off” position.

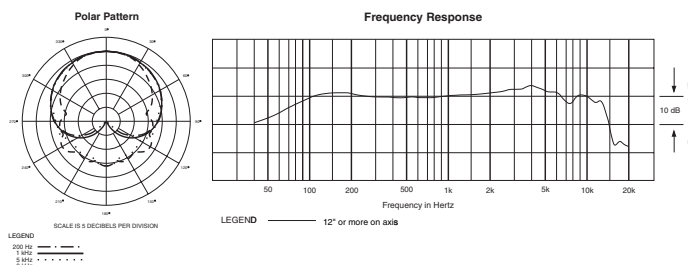
Take care to keep foreign particles from entering the windscreen. An accumulation of iron or steel filings on the diaphragm, and/or foreign material in the windscreen's mesh surface, can degrade performance.

PRO 31QTR SPECIFICATIONS†

ELEMENT	Dynamic
POLAR PATTERN	Cardioid
FREQUENCY RESPONSE	60-13,000 Hz
OPEN CIRCUIT SENSITIVITY	-55 dB (1.7 mV) re 1V at 1 Pa*
IMPEDANCE	600 ohms
SWITCH	MagnaLock™ on/off
WEIGHT (less cable and accessories)	11.0 oz (312 g)
DIMENSIONS	7.28" (185.0 mm) long, 2.09" (53.1 mm) head diameter
OUTPUT CONNECTOR	Integral 3-pin XLRM-type
CABLE	15.0' (4.5 m) cable with XLRF-type connector at microphone end, 1/4" connector at equipment end
ACCESSORIES FURNISHED	AT8470 Quiet-Flex™ stand clamp for 5/8"-27 threaded stands; 5/8"-27 to 3/8"-16 threaded adapter; soft protective pouch

†In the interest of standards development, A.T.U.S. offers full details on its test methods to other industry professionals on request.

*1 Pascal = 10 dynes/cm² = 10 microbars = 94 dB SPL
Specifications are subject to change without notice.



Unlocked Position

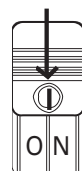


Fig. 1a

Locked Position

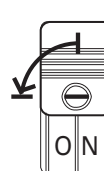


Fig. 1b

Do not turn screw clockwise to lock



Fig. 1c

Do not try to lock switch in the “off” position



Fig. 1d



Audio-Technica U.S., Inc., 1221 Commerce Drive, Stow, Ohio 44224
http://acctech.ru/cat/dinamicheskie_mikrofony.html
 Audio-Technica Limited, Old Lane, Leeds LS11 8AG England
www.audio-technica.com

P3893-00181 P51678-EN ©2004 Audio-Technica U.S., Inc. Printed in Taiwan