

**INVOLIGHT**

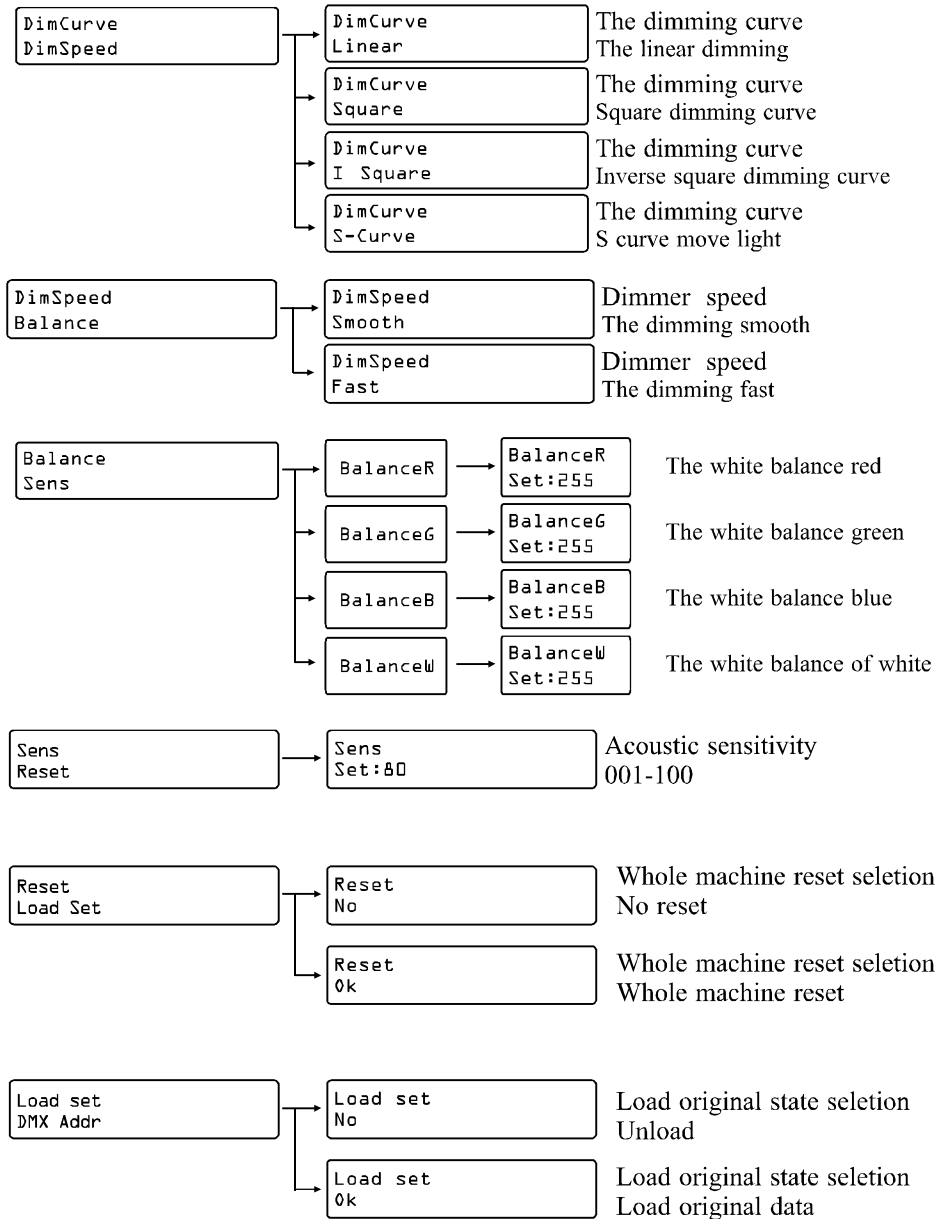
---

**LED MH1915W**

**INVOLIGHT**  
**LED MH1915W**



**USER MANUAL**



## TABLE OF CONTENTS

Maintenance-----	1
Statement-----	1
Attention Item -----	2
Product introduction -----	2
34 Control Channel -----	3
14 Control Channel -----	10
That Control Display-----	14

## Maintenance

1. Please keep the light in dry and avoiding use in wet place.
2. Using intermittently can prolong the life of the equipment.
3. For better air and lighting effect, clean the fan, fan net and lens periodically.
4. Please do not clean the casing with organic solvent like alcohol, otherwise will cause damage to the casing.

## Statement

The product has well capability and intact packing when leave factory. Users should comply with above warning item and manual, any misuse cause of the damages are not included in our guarantee, and we are not responsible for any malfunction & problem because of not paying attention to the manual.

We are sorry that no future notice for any change in this manual.

## Attention Item

1. To guarantee the life of product, please don't put the fixture in wet place and als don't use it in the places over 40 degree.
2. Please don't lay the product on the unfixable or shakable place.
3. Ask for the professional to maintain the product in order to avoid the danger of electric shock.
4. Power supply should not be changed over  $\pm 10\%$  while the light is using, it will shorten the life of lamp if the power is too high, but it will be influenced the luminosity if the power is too low.
5. After power off, if it is need used again, please cool down over 20 minutes.
6. Please read carefully the manual for ensure the product can be used normally.

## Product introduction

Power supply: AC 100-240V 60Hz/50Hz

Power consumption: 320W

Light source: 19pcs 15W RGBW in one LED

Control: 14/34 channels

Color system: RGBW color mixing + user-configurable color saturation

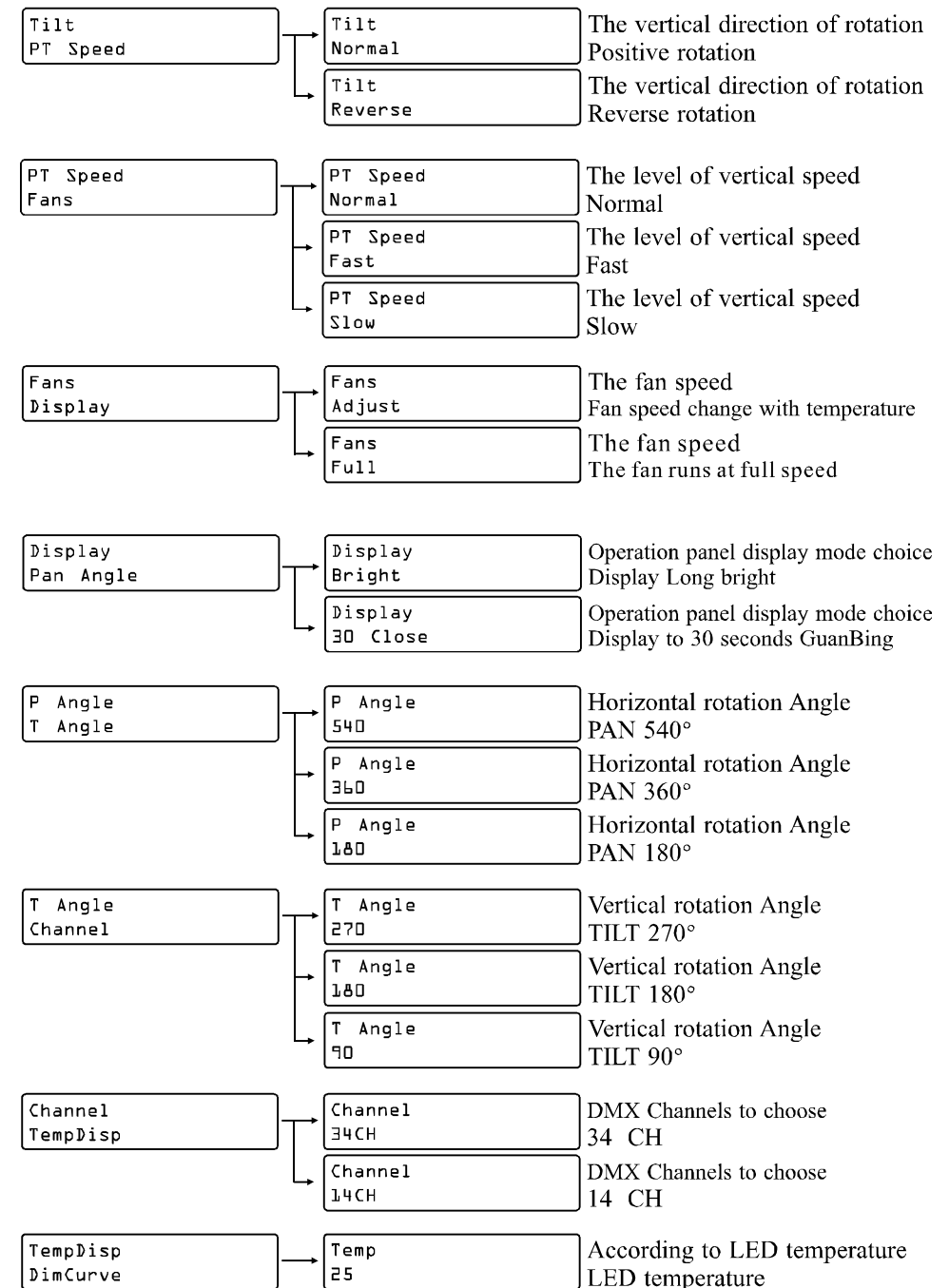
Shuttle: 0-20Hz

Dimmer: Variable electronic dimmer (0~100%)

Pan: 540°/360°/180° (select from the menu), 8/16 bit movement resolution, automatic correction

Tilt: 270°/180°/90° (select from the menu), 8/16 bit movement resolution, automatic correction

Master/Slave ativated by sound at pre-programmed function.



## Control Board

**Service Function. Prees <MODE / ESE> at least 10 Second, press <up> <DOWN> buttons, enter the password 2323 and goes into the item.**

### Password channel

MotorSet  
PW:0000

↑ The password is 2323

Pan  
Tilt

<ENTER>

Pan  
Set: 128

The PAN of motor position adjustment

Tilt  
Pan

<ENTER>

Tilt  
Set: 128

The TILT of motor position adjustment

Press the <up> <DOWN> button repeatedly until you reach the desired adjustment, Press the <ENTER> button to confirmed. Confirmed. It will auto exit after 10 seconds.

DMX Addr  
Run

→

DMX Addr  
Addr 001

DMX Mode

Run  
Pan

→

Run  
Fast

The built-in program Fast

→

Run  
Slow

The built-in program Slow

→

Run  
Sound

The built-in program Sound

→

Run  
Slave

The built-in program Slave

Pan  
Tilt

→

Pan  
Normal

Pan direction of rotation Positive rotation

→

Pan  
Reverse

Pan direction of rotation Reverse rotation

## 34 Control Channel


Accept DMX512 control channel, detail as follow:

Channel	DMX-value	Feature
1 PAN	0~255	0~540°
2 PAN 16bit	0~255	PAN 16bit
3 TILT	0~255	0~270°
4 TILT 16bit	0~255	TILT 16bit
5 X/Y Speed	0~255	XY Speed (fast to slow)
6 R1	0~255	From dark to bright
7 G1	0~255	From dark to bright
8 B1	0~255	From dark to bright
9 W1	0~255	From dark to bright
10 R2	0~255	From dark to bright
11 G2	0~255	From dark to bright
12 B2	0~255	From dark to bright
13 W2	0~255	From dark to bright
14 R3	0~255	From dark to bright
15 G3	0~255	From dark to bright
16 B3	0~255	From dark to bright
17 W3	0~255	From dark to bright
18 R4	0~255	From dark to bright
19 G4	0~255	From dark to bright
20 B4	0~255	From dark to bright
21 W4	0~255	From dark to bright
22 R5	0~255	From dark to bright
23 G5	0~255	From dark to bright
24 B5	0~255	From dark to bright
25 W5	0~255	From dark to bright
26 Color	0~4	No function
	5~9	Color 1
	10~14	Color 2
	15~19	Color 3
	20~24	Color 4
	25~29	Color 5
	30~34	Color 6
	35~39	Color 7

Channel	DMX-value	Feature
26 Color	40~44	Color 8
	45~49	Color 9
	50~54	Color 10
	55~59	Color 11
	60~64	Color 12
	65~69	Color 13
	70~74	Color 14
	75~79	Color 15
	80~84	Color 16
	85~89	Color 17
	90~94	Color 18
	95~99	Color 19
	100~104	Color 20
	105~109	Color 21
	110~114	Color 22
	115~119	Color 23
	120~124	Color 24
	125~129	Color 25
	130~134	Color 26
	135~139	Color 27
	140~144	Color 28
	145~149	Color 29
	150~154	Color 30
	155~159	Color 31
	160~164	Color 32
	165~169	Color 33
	170~174	Color 34
	175~179	No function
	180~201	Color gradient clockwise fast to slow
	202~207	Stop (color stop at this point the color)
	208~229	Color gradient counterclockwise fast to slow
	230~234	No function
	235~249	Color jump fast to slow
	250~255	Voice control activated color

Channel	DMX-value	Feature
13 Channel function	115~119	PAN/TILT speed quickly
	120~124	PAN/TILT speed slow
	125~129	The fan at full speed
	130~134	Fan speed according to the temperature
	135~139	The dimming fast
	140~144	The dimming smooth
	145~255	No function
14 Mobile macro	0~7	No function
	8~23	Automatic mobile macro 1
	24~39	Automatic mobile macro 2
	40~55	Automatic mobile macro 3
	56~71	Automatic mobile macro 4
	72~87	Automatic mobile macro 5
	88~103	Automatic mobile macro 6
	104~119	Automatic mobile macro 7
	120~135	Automatic mobile macro 8
	136~151	Voice control mobile macro 1
	152~167	Voice control mobile macro 2
	168~183	Voice control mobile macro 3
	184~199	Voice control mobile macro 4
	200~215	Voice control mobile macro 5
	216~231	Voice control mobile macro 6
	232~247	Voice control mobile macro 7
	248~255	Voice control mobile macro 8

Channel	DMX-value	Feature
11 Shutter	130~144	Stroboscopic 5 (random faster on slow off) from fast to slow
	145~149	Open
	150~164	Stroboscopic 6 (random slow on fast off) from fast to slow
	165~169	Open
	170~184	Stroboscopic 7 (pulse stroboscopic) from fast to slow
	185~189	Open
	190~204	Stroboscopic 8 (random pulse frequency flash) from fast to slow
	205~209	Open
	210~224	Stroboscopic 9 (strobe light gradually destroy) from fast to slow
	225~229	Open
	230~244	Stroboscopic 10 (pulse stroboscopic) from fast to slow
	245~255	Open
12 ZOOM	0~255	From big to small
13 Channel function	0~9	No function
	10~14	PAN / TILT Interrupt
	15~19	Reserved
	20~24	Reserved
	25~29	Reserved
	30~34	Reserved
	35~39	Reserved
	40~44	Reserved
	45~49	Reserved
	50~54	PAN Reset
	55~59	TILT Reset
	60~64	ZOOM Reset
	65~69	Reserved
	70~74	All reset
	75~79	Reserved
	80~84	PAN / TILT Reverse
	85~89	PAN Reverse
	90~94	TILT Reverse
	95~99	Cancel the PAN of reverse
	100~104	Cancel the TILT of reverse
	105~109	Cancel the PAN/TILT of reverse
	110~114	PAN/TILT speed is normal

Channel	DMX-value	1	2	3	4	5	Feature
27 Choose light	0~7	●	●	●	●	●	
	8~15	●	●	●	●	○	
	16~23	●	●	●	○	○	
	24~31	●	●	○	○	○	
	32~39	●	○	○	○	○	
	40~47	○	○	○	○	○	
	48~55	○	○	○	○	●	
	56~63	○	○	○	●	●	
	64~71	○	○	●	●	●	
	72~79	○	●	●	●	●	
	80~87	●	●	●	●	●	
	88~95	○	○	○	○	●	
	96~103	○	○	○	●	○	
	104~111	○	○	●	○	○	
	112~119	○	●	○	○	○	
	120~127	●	○	○	○	○	
	128~135	○	○	○	●	●	
	136~143	○	○	●	●	○	
	144~151	○	●	●	○	○	
	152~159	●	●	○	○	○	
	160~167	●	○	○	○	●	
	168~175	○	○	●	●	●	
	176~183	○	●	●	●	○	
	184~191	●	●	●	○	○	
	192~199	●	●	○	○	●	
	200~207	●	○	○	●	●	
	208~215	○	●	●	●	●	
	216~223	●	●	●	●	○	
	224~231	●	●	●	○	●	
	232~239	●	●	○	●	●	
	240~247	●	○	●	●	●	
	248~255	●	●	●	●	●	
		1	2	3	4	5	

“ ● ” Open

“ ○ ” Close

Channel	DMX-value	Feature
28 LED the built-in	0~15	No function
	16~20	Built-in 1
	21~25	Built-in 2
	26~30	Built-in 3
	31~35	Built-in 4
	36~40	Built-in 5
	41~45	Built-in 6
	46~50	Built-in 7
	51~55	Built-in 8
	56~60	Built-in 9
	61~65	Built-in 10
	66~70	Built-in 11
	71~75	Built-in 12
	76~80	Built-in 13
	81~85	Built-in 14
	86~90	Built-in 15
	91~95	Built-in 16
	96~100	Built-in 17
	101~105	Built-in 18
	106~110	Built-in 19
	111~115	Built-in 20
	116~120	Built-in 21
	121~125	Built-in 22
	126~130	Built-in 23
	131~135	Built-in 24 ( The total internal )
	136~140	Built-in 25
	141~145	Built-in 26
	146~150	Built-in 27
	151~155	Built-in 28
	156~160	Built-in 29
	161~165	Built-in 30
	166~170	Built-in 31
	171~175	Built-in 32
	176~180	Built-in 33
	181~185	Built-in 34

Channel	DMX-value	Feature
8 LED the built-in	141~145	Built-in 26
	146~150	Built-in 27
	151~155	Built-in 28
	156~160	Built-in 29
	161~165	Built-in 30
	166~170	Built-in 31
	171~175	Built-in 32
	176~180	Built-in 33
	181~185	Built-in 34
	186~190	Built-in 35
	191~195	Built-in 36
	196~200	Built-in 37
	201~205	Built-in 38
	206~210	Built-in 39
	211~215	Built-in 40
	216~220	Built-in 41
	221~225	Built-in 42
	226~230	Built-in 43
	231~235	Built-in 44
	236~240	Built-in 45
	241~245	Built-in 46
	246~250	Built-in 47
	251~255	Built-in 48 ( The total internal )
9 Built-in LED speed	0~255	From slow to fast
10 Dimmer	0~255	0 – 100%
11 Shutter	0~19	Close
	20~24	Open
	25~64	Stroboscopic 1 from fast to slow
	65~69	Open
	70~84	Stroboscopic 2 (faster on slow off) from fast to slow
	85~89	Open
	90~104	Stroboscopic 3 (slow on fast off) from fast to slow
	105~109	Open
	110~124	Stroboscopic 4 (random stroboscopic) from fast to slow
	125~129	Open

## 14 Control Channel

Accept DMX512 control channel, detail as follow:

Channel	DMX-value	Feature
1 PAN	0~255	0~540°
2 TILT	0~255	0~270°
3 X/Y Speed	0~255	XY Speed (fast to slow)
4 R	0~255	From dark to bright
5 G	0~255	From dark to bright
6 B	0~255	From dark to bright
7 W	0~255	From dark to bright
8 LED the built-in	0~15	No function
	16~20	Built-in 1
	21~25	Built-in 2
	26~30	Built-in 3
	31~35	Built-in 4
	36~40	Built-in 5
	41~45	Built-in 6
	46~50	Built-in 7
	51~55	Built-in 8
	56~60	Built-in 9
	61~65	Built-in 10
	66~70	Built-in 11
	71~75	Built-in 12
	76~80	Built-in 13
	81~85	Built-in 14
	86~90	Built-in 15
	91~95	Built-in 16
	96~100	Built-in 17
	101~105	Built-in 18
	106~110	Built-in 19
	111~115	Built-in 20
	116~120	Built-in 21
	121~125	Built-in 22
	126~130	Built-in 23
	131~135	Built-in 24 ( The total internal )
	136~140	Built-in 25

Channel	DMX-value	Feature
28 LED the built-in	186~190	Built-in 35
	191~195	Built-in 36
	196~200	Built-in 37
	201~205	Built-in 38
	206~210	Built-in 39
	211~215	Built-in 40
	216~220	Built-in 41
	221~225	Built-in 42
	226~230	Built-in 43
	231~235	Built-in 44
	236~240	Built-in 45
	241~245	Built-in 46
29 Built-in LED speed	246~250	Built-in 47
	251~255	Built-in 48 ( The total internal )
	0~255	From slow to fast
30 Dimmer	0~255	0 – 100%
31 Shutter	0~19	Close
	20~24	Open
	25~64	Stroboscopic 1 from fast to slow
	65~69	Open
	70~84	Stroboscopic 2 (faster on slow off) from fast to slow
	85~89	Open
	90~104	Stroboscopic 3 (slow on fast off) from fast to slow
	105~109	Open
	110~124	Stroboscopic 4 (random stroboscopic) from fast to slow
	125~129	Open
	130~144	Stroboscopic 5 (random faster on slow off) from fast to slow
	145~149	Open
	150~164	Stroboscopic 6 (random slow on fast off) from fast to slow
	165~169	Open
	170~184	Stroboscopic 7 (pulse stroboscopic) from fast to slow
	185~189	Open
	190~204	Stroboscopic 8 (random pulse frequency flash) from fast to slow
	205~209	Open
	210~224	Stroboscopic 9 (strobe light gradually destroy) from fast to slow



Channel	DMX-value	Feature
31 Shutter	225~229	Open
	230~244	Stroboscopic 10 (pulse stroboscopic) from fast to slow
	245~255	Open
32 ZOOM	0~255	From big to small
33 Channel function	0~9	No function
	10~14	PAN / TILT Interrupt
	15~19	Reserved
	20~24	Reserved
	25~29	Reserved
	30~34	Reserved
	35~39	Reserved
	40~44	Reserved
	45~49	Reserved
	50~54	PAN Reset
	55~59	TILT Reset
	60~64	ZOOM Reset
	65~69	Reserved
	70~74	All reset
	75~79	Reserved
	80~84	PAN / TILT Reverse
	85~89	PAN Reverse
	90~94	TILT Reverse
	95~99	Cancel the PAN of reverse
	100~104	Cancel the TILT of reverse
	105~109	Cancel the PAN/TILT of reverse
	110~114	PAN/TILT speed is normal
	115~119	PAN/TILT speed quickly
	120~124	PAN/TILT speed slow
	125~129	The fan at full speed
	130~134	Fan speed according to the temperature
	135~139	The dimming fast
	140~144	The dimming smooth
	145~255	No function
34 Mobile macro	0~7	No function
	8~23	Automatic mobile macro 1

Channel	DMX-value	Feature
34 Mobile macro	24~39	Automatic mobile macro 2
	40~55	Automatic mobile macro 3
	56~71	Automatic mobile macro 4
	72~87	Automatic mobile macro 5
	88~103	Automatic mobile macro 6
	104~119	Automatic mobile macro 7
	120~135	Automatic mobile macro 8
	136~151	Voice control mobile macro 1
	152~167	Voice control mobile macro 2
	168~183	Voice control mobile macro 3
	184~199	Voice control mobile macro 4
	200~215	Voice control mobile macro 5
	216~231	Voice control mobile macro 6
	232~247	Voice control mobile macro 7
	248~255	Voice control mobile macro 8