

ADX40 OVERHEAD CONDENSER MICROPHONE

OVERVIEW

The ADX40 is a miniaturized condenser microphone designed to hang from an overhead position for applications such as group vocals, choir, theatrical production and room ambience. Known for its clarity, resistance to feedback, and ease of operation, the ADX40 has the ability to accurately capture and reproduce sound from a distance.

The ADX40 is characterized with a uniformly controlled cardioid polar pattern, helping to isolate the area or section being miked from other vocals or instruments on stage. The ADX40 is also available in a hypercardioid polar pattern (model ADX40HC) for tighter pick-up control. With a wide frequency range of 40 Hz - 20 kHz, the ADX40 provides natural sound with exceptional transient response.

The ADX40 is supplied with an attached 30' cable, external windscreen, wire hanger for positioning and phantom power adapter. Manufactured with very high standards and tight tolerances, the ADX40 features a machined brass body, field replaceable capsule and a variety of optional accessories. The ADX40 is available in non-reflective black or white finish (ADX40W).

MODEL VARIATIONS

ADX40W - Same as above in white

ADX40HC - Hypercardioid capsule in black

ADX40WHC - Hypercardioid capsule in white

SUPPLIED ACCESSORIES

APS910 - Cylindrical preamplifier for use with phantom power

HANGER40 - Wire hanger

P1 - Carrying pouch

- 30' attached shielded cable with mini XLR-f connector

WS10 - External foam windscreen

OPTIONAL ACCESSORIES

APS911 - Battery/phantom preamplifier with on/off switch and roll-off

MCHANGER - Clear plastic clip

MCMICRO - Mic stand adapter

MCSWIVEL - Shockmount adapter with ball and socket pivot

SMTMICRO - Mic stand adapter with shockmount ring



FEATURES

- Small, lightweight, low profile
- Excellent for distance miking
- Available in 2 polar patterns
- Available in black or white

APPLICATIONS

- Overhead mic for choir, group vocal
- Orchestra miking
- Ambient room miking
- Symphonic area miking
- School plays, theatrical productions

REPLACEMENT CAPSULES

CPSADXC - Cardioid in black

CPSADXCW - Cardioid in white

CPSADXHC - Hypercardioid in black

CPSADXHCW - Hypercardioid in white



ADX40 on HANGER40



MCHANGER



MCMICRO



MCSWIVEL



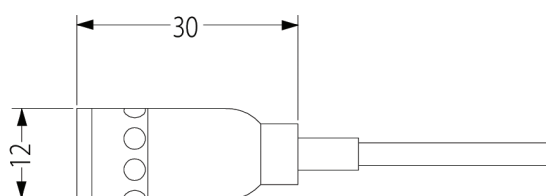
SMTMICRO

ADX40

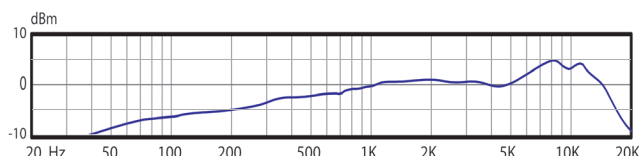
SPECIFICATIONS

Transducer Type	Condenser
Frequency Response	40 Hz - 20 kHz
Polar Pattern	Cardioid Hypercardioid (ADX40HC)
Output Impedance	250 ohms balanced
Sensitivity	5 mV / Pa @ 1k
Equivalent Noise Level	29 dB (A weighted)
Signal to Noise Ratio	65 dB
Maximum SPL	≥130 dB
Power Requirements	9 - 52 Volts phantom
Cable/Connector	Shielded 30' terminating to a miniature 3 pin Female XLR connector
Polarity	Positive pressure on diaphragm produces positive voltage on pin 2 relative to pin 3
Materials / Finish	Brass / Black E-Coat
Weight	110 g / 4 oz
Length	30 mm / 1.2 in

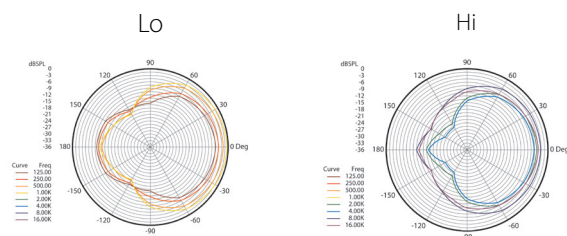
DIMENSIONS (mm)



FREQUENCY RESPONSE



POLAR PATTERNS



PRODUCT REGISTRATION: Please register your product online at www.audixusa.com/docs_12/about/product_registration.shtml.

SERVICE AND WARRANTY: This microphone is under warranty for a period of 3 years to be free of defects in material and workmanship. In the event of a product failure due to materials or workmanship, Audix will repair or replace said product at no charge with proof of purchase. Audix does not pay or reimburse shipping costs for warranty repairs or returns. The warranty excludes any causes other than manufacturing defects, such as normal wear, abuse, environmental damage, shipping damage or failure to use or maintain the product per the supplied instructions. No Implied Warranties: All implied warranties, including but not limited to implied warranties of merchantability and fitness for a particular purpose are hereby excluded. The liability of Audix, if any, for damages relating to allegedly defective products shall be limited to the actual price paid by Dealer for such products and shall in no event include incidental or consequential damages of any kind. Should your microphone fail in any way, please contact the Audix Service department at 503.682.6933. A Return Authorization is required before returning any product. OTHER THAN THIS WARRANTY, AUDIX MAKES NO WARRANTIES, EXPRESS OR IMPLIED, WITH RESPECT TO THE PRODUCTS, THE USE OF THE PRODUCTS, THE PERFORMANCE OF THE PRODUCTS. AUDIX SHALL NOT BE LIABLE FOR SPECIAL INCIDENTAL, CONSEQUENTIAL, INDIRECT OR SIMILAR DAMAGES ARISING FROM OR BASED ON THE SALE, USE, STORAGE OR DISPOSAL OF THE PRODUCTS, AUDIX'S SERVICE WORK, BREACH OF WARRANTY, BREACH OF CONTRACT. NEGLIGENCE, OR ANY OTHER THEORY OF LIABILITY, EVEN IF AUDIX HAS BEEN ADVISED OF THE POSSIBILITY OF SUCH DAMAGES.

ARCHITECT AND ENGINEER SPECIFICATIONS

The microphone shall be of the condenser type with a modular threaded capsule. The microphone shall be available in cardioid and hypercardioid polar patterns and shall have a 30' cable terminating in a mini-XLR female connector. The microphone shall be provided with a remote cylindrical phantom power adapter that will allow the microphone to operate between 9 volts and 52 volts phantom power. The microphone shall have a sensitivity of 5 mV / Pa and a nominal impedance of 250 ohms at 1 kHz. The microphone shall have a maximum SPL level of ≥130 dB. The microphone shall be machined out of brass with a length of 30 mm and a capsule diameter of 12 mm. The microphone shall be the Audix ADX40.

OPERATION AND MAINTENANCE

The ADX40 is a low impedance microphone and should be plugged into a "mic level" input on the console, mixer, or recording device. The ADX40 requires phantom power and will NOT operate without phantom power voltage (minimum of 9 - 48 Volts) which is available on most professional mic preamps and mixing devices. If phantom power is not available on your equipment, you may use the APS911 which is an optional accessory that allows for battery operation. Avoid plugging or unplugging the microphone from a PA system unless the channel is muted or the volume of the system turned down. Failure to do so may result in a loud "popping" noise which could seriously damage the speakers in the PA system.

APS-910 phantom power adapter: Note that the mini-XLRf connector at the end of the ADX40 mic cable plugs into mini-XLRm side of the APS910 power adapter. From there, plug a standard XLR-XLR microphone cable to complete the connection from the APS910 to the mixing board.

Windscreen: The supplied windscreen is not necessary when using the ADX40 in the overhead position.

USER TIPS

As an overhead mic: The ADX40 is designed for an area of 6-8 feet wide. Two microphones can usually cover a 15 foot wide area when placed strategically. Refer to mic placement drawing.

As a stand mounted mic: The ADX40 can also be used on a standard microphone stand for speech by using one of the optional mic stand adapters (MCSWIVEL, SMTMICRO or MCMICRO). When using the ADX40 for speech, the foam windscreen is recommended to help control popping or wind noise.

Further miking techniques may be found at www.audixusa.com.